



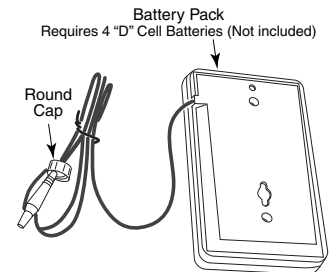
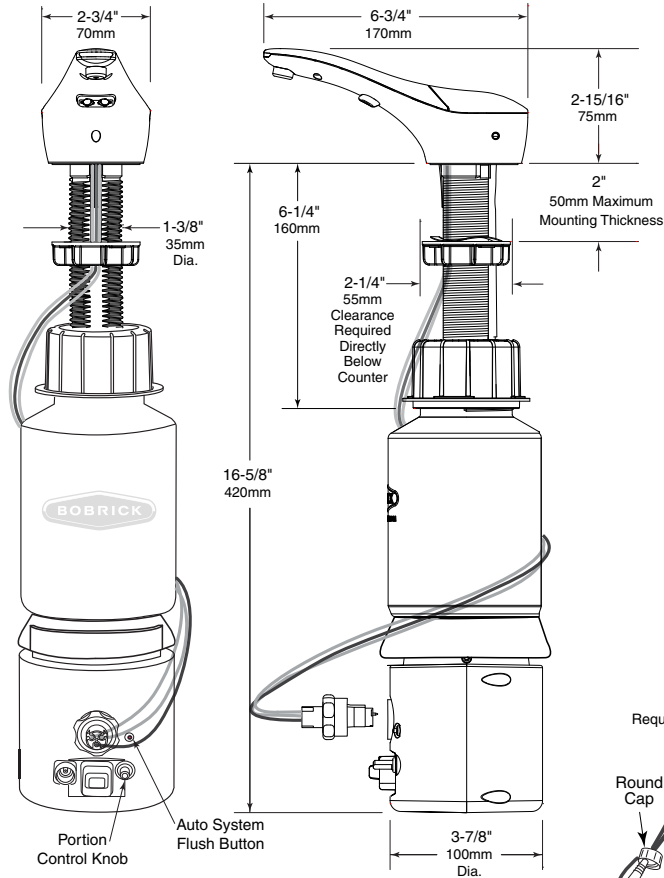
Technical Data

# SureFlo® AUTOMATIC COUNTER-MOUNTED LIQUID SOAP DISPENSER

# B-824



Patents Pending



## MATERIALS:

**Spout and Shank Assembly** — Above the counter, chrome plated ABS plastic spout. Unit equipped with a spring loaded 180° rotatable lid with concealed locking mechanism for top filling. Rotatable lid mechanism consists of metal components. Integrated to Spout are a grey plastic Dispense Tip and Activation Lens Housing. ABS Shank connects to Bottle.

**Soap Bottle** — Translucent, shatter-resistant polyethylene. Capacity: 34-fl oz (1.0-L).

**Pump and Soap Delivery System** — A plastic Gear Pump submerged in the bottom of the Bottle, pumps the liquid soap through a vinyl tube to spout.

**Bottom Housing** - Water resistant, ABS plastic housing attached to the bottom of the Bottle, houses the PC Board, motor that drives the Gear Pump, and the Gear Pump Housing. It includes a Portion Control Knob, Flush Button to allow for system cleaning and maintenance, a connector for the Fiber Optic cables, and Power Port.

**Electronic Activation/Indication System** - Pair of plastic Fiber Optic cables connects the plastic Activation Lenses to an IR Sensor located on a PC Board in the Bottom Housing. A third plastic Fiber Optic cable connects an LED located on the PC Board to an acrylic Lens at the tip of the Spout; a solid green LED indicates dispense activity and a red blinking LED light indicates low battery life. All three cables are intergrated into one Fiber Optic Connector Tip for ease of installation.

**Battery Pack** — Water-resistant, plastic material holds 4 Alkaline "D" Cell Batteries (not included). ANSI-134A, IEC-LR20 Designation, which includes most standard battery manufacturer's D-Batteries. **Optional 6V AC Adapter with U.S. Plug** available. Order Part No. 3974-57 (For non-U.S. compatible plugs, order Part No. 3974-55).

continued . . .

## OPERATION:

To fill dispenser, insert tip of standard BobKey provided into opening of the concealed locking mechanism in the Spout Assembly with spout body to disengage door for quick and easy top filling. Lid will rotate open for filling dispenser with bulk **liquid** hand soap. Rotate door counter-clockwise to close and lock in place.

To activate dispenser, place hand under spout near the sensor for approximately 1 second. Spout dispenses adjustable amount (adjustment range approximately .4 to 3 ml.) of liquid hand soap of various viscosities ranging from 100 to 19,000 cP (centipoise).

*Designers Note:* Bobrick Liquid soap dispensers are designed to dispense commercially marketed all purpose hand soaps including liquid and lotion soap, synthetic detergents and antibacterial soaps containing PCMX and/or Triclosan.

## INSTALLATION:

Unit is designed for installation into counters up to 2" (50mm) maximum thickness with 1-3/8" (35mm) diameter mounting hole. Unit may be mounted through special hole requisitioned when lavatory is ordered from manufacturer (specify hole location). Recommended mounting location is between 6" to 8" (150 to 205mm) from back wall and 3" (75mm) from the sink rim to the center of the mounting hole. Minimum 18" (455mm) vertical and 5" (125mm) diameter clearance required for soap bottle and bottom housing below mounting hole. Mount Battery Pack (mounting hardware located inside Battery Pack) on back or side wall in a convenient location nearest dispenser for ease of access to replace batteries. Install 4 "D" cell high quality batteries (not included) in battery pack and insert plug in power port on bottom housing.

*Designers Note:* For sinks with rim over the counter area, ensure that rim does not come in contact with activation area. Please refer to 824-191 Installation Instruction.

## SPECIFICATIONS:

Automatic, Counter-Mounted Liquid Soap Dispenser shall dispense adjustable amount (.4 to 3 ml) of commercially marketed all-purpose bulk liquid hand soaps of various viscosities. Spout assembly shall be bright polished chrome plated ABS plastic with integral shank to accommodate up to 2" (50mm) thick counter tops. Unit shall be equipped with oversized funnel shape opening, covered by a 180° rotatable lid with concealed locking mechanism to allow for top filling. Unit shall have LED indicators to show when unit has been activated and low battery life. Unit shall have IR Sensor located on PC board housed in water-resistant ABS plastic housing. Activation Lens shall allow for defined activation range to eliminate chance of false activation during hand washing. Portion Control Knob shall allow field adjustment of desired volume of soap dispensed per hand wash. Unit shall be equipped with an Automatic System Flush Button to allow for cleaning and maintenance. Battery Pack uses 4 "D" cell batteries (not included) providing a battery life of up to 200,000 cycles or 2 years. Optional A/C adapter available, order Part No. 3974-57.

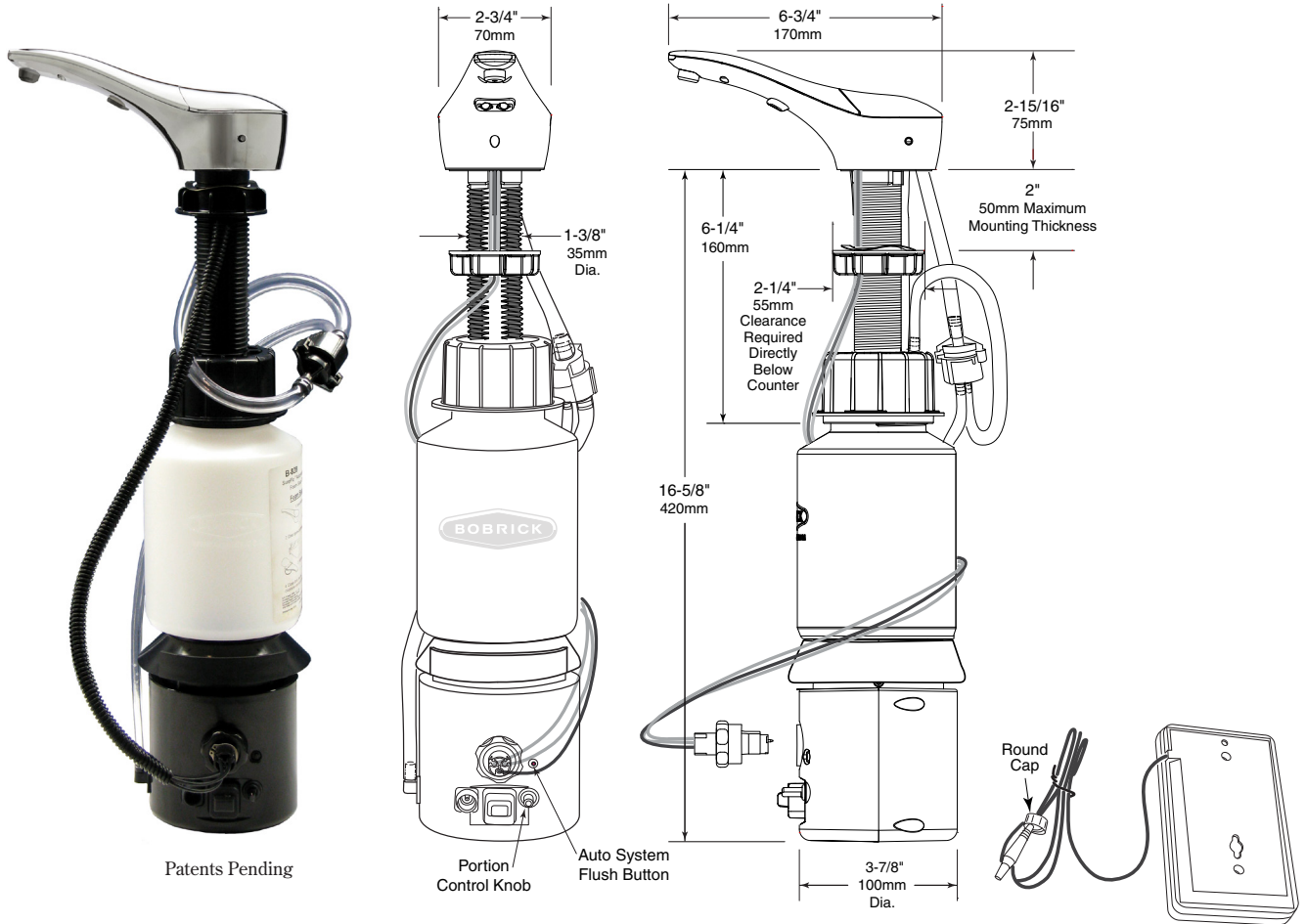
**SureFlo® Automatic Counter-Mounted Liquid Soap Dispenser shall be Model B-824 of Bobrick Washroom Equipment, Inc., Clifton Park, New York; Jackson, Tennessee; Los Angeles, California; Bobrick Washroom Equipment Company, Scarborough, Ontario; Bobrick Washroom Equipment Pty. Ltd., Australia; and Bobrick Washroom Equipment Limited, United Kingdom.**



Technical Data

# SureFlo® AUTOMATIC COUNTER-MOUNTED FOAM SOAP DISPENSER

# B-828



Patents Pending

Portion Control Knob  
Auto System Flush Button

### MATERIALS:

**Spout and Shank Assembly** — Above the counter, chrome plated ABS plastic spout. Unit equipped with a spring loaded 180° rotatable lid with concealed locking mechanism for top filling. Rotatable lid mechanism consists of metal components. Integrated to Spout are a grey plastic Dispense Tip and Activation Lens Housing. ABS Shank connects to Bottle.

**Foam Mixer Cartridge** – Located inside grey nozzle tip, mixer cartridge has nylon mesh ultrasonically welded on both ends and is removable for cleaning and maintenance.

**Air Pump** — Diaphragm operated electronic air pump connects to the air tube adapter and supplies air to the Foam Mixer Housing.

**Foam Mixer Housing with Mesh Ring** – ABS plastic construction connects air tube and soap tube into a mixing chamber to create a preliminary mixture of foam. Ultrasonically welded mesh on ring inside housing is removable for cleaning and maintenance

**Soap Bottle** — Translucent, shatter-resistant polyethylene. Capacity: 34-fl oz (1.0-L).

**Pump and Soap Delivery System** — A plastic Gear Pump submerged in the bottom of the Bottle, pumps the liquid foam soap through a vinyl tube to spout.

**Bottom Housing** – Water-resistant, ABS plastic housing attached to the bottom of the Bottle houses the PC Board, motor that drives the Gear Pump, and the Gear Pump Housing. It includes a Portion Control Knob, Flush Button to allow for system cleaning and maintenance, a connector for the Fiber Optic cables, and Power Port.

continued . . .

**Electronic Activation/Indication System** – Pair of plastic Fiber Optic cables connects the plastic Activation Lenses to an IR Sensor located on a PC Board in the Bottom Housing. A third plastic Fiber Optic cable connects an LED located on the PC Board to an acrylic Lens at the tip of the Spout; a solid green LED indicates dispense activity and a red blinking LED indicates low battery life. All three cables are intergrated into one Fiber Optic Connector Tip for ease of installation

**Battery Pack** — Water-resistant, plastic material holds 4 Alkaline “D” Cell Batteries (not included). ANSI-134A, IEC-LR20 Designation, which includes most standard battery manufacturer’s D-Batteries. **Optional 6V AC Adapter with U.S. Plug** available. Order Part No. 3974-57 (For non-U.S compatible plugs, order Part No. 3974-55).

#### **OPERATION:**

To fill dispenser, insert tip of standard key provided into opening of the concealed locking mechanism in the dispenser body to disengage door for quick and easy top filling. Lid will open for filling dispenser with bulk **foam** hand soap. Rotate door counter-clockwise to close and lock in place.

To activate dispenser, place hand under spout near the sensor for approximately 1 second. Spout will dispense controlled amount (may be easily adjusted in the field) of liquid foam soap .4ml to 1ml converted to 13ml to 15ml of foam dispensed in palm of hand.

*Designers Note:* Bobrick Foam soap dispensers are designed to dispense commercially marketed all purpose foam hand soaps and antibacterial foam soaps containing PCMX and/or Triclosan.

#### **INSTALLATION:**

Unit is designed for installation into counter up to 2" (50mm) maximum thickness with minimum 1-3/8" (35mm) diameter mounting hole. Unit may be mounted through special hole requisitioned when lavatory is ordered from manufacturer (specify punching locations). Recommended mounting location is between 6" to 8" (150 to 205mm) from back wall and 3" (75mm) from the sink rim to the center of the mounting hole. Minimum 18" (455mm) vertical and 5" (125mm) diameter clearance required for soap bottle and bottom housing below mounting hole. Mount Battery Pack (mounting hardware located inside Battery Pack) on back or side wall in a convenient location nearest dispenser for ease of access to replace batteries. Install 4 “D” cell batteries (not included) in battery pack and plug in power cord into bottom motor housing.

*Designers Note:* For sinks with rim over the counter area, ensure that rim does not come in contact with activation area. Please refer to 828-191 Installation Instruction.

#### **SPECIFICATIONS:**

Automatic, Counter-Mounted Foam Soap Dispenser shall dispense adjustable amount (5 ml to 19 ml) of commercially marketed all-purpose bulk foam hand soaps. Spout assembly shall be bright polished chrome plated ABS plastic with integral shank to accommodate up to 2" (50mm) thick counter tops. Unit shall be equipped with oversized funnel shape opening, covered by a 180° rotatable lid with concealed locking mechanism to allow for top filling. Unit shall have LED indicators to show unit has been activated low battery life. Unit shall have IR Sensor located on PC board housed in a water-resistant plastic housing. Activation Lens shall allow for defined activation range to eliminate chance of false activation during hand washing. Unit equipped with unique two stage foam mixing chambers. Air pump delivers air to foam mixer housing, combining foam soap solution and air to form a preliminary mixture of foam. Soap is then pumped through spout where a second chamber in the nozzle tip which houses a mixer cartridge with Nylon mesh ultrasonically welded on both ends delivers a rich lather of foam soap. Portion Control Knob shall allow field adjustment of desired volume of soap dispensed per hand wash with an adjustment range of approximately .4ml to 1ml of liquid foam soap converted to 13ml to 15ml of foam dispensed into palm of hand. Unit shall be equipped with an Automatic System Flush Button to allow for cleaning and maintenance. Battery Pack uses 4 “D” cell batteries (not included) providing a battery life of up to 100,000 cycles or 2 years. Optional A/C adapter available, order Part No. 3974-57.

**SureFlo® Automatic Counter-Mounted Foam Soap Dispenser shall be Model B-828 of Bobrick Washroom Equipment, Inc., Clifton Park, New York; Jackson, Tennessee; Los Angeles, California; Bobrick Washroom Equipment Company, Scarborough, Ontario; Bobrick Washroom Equipment Pty. Ltd., Australia; and Bobrick Washroom Equipment Limited, United Kingdom.**