

Recommended for high to very high traffic areas.

2903-280000—Standard (110–120 volt, 16 amps, 60 Hz - White) *Bradex*[®]

2903-2800CE—European Export (220–240 volt, 10 amps, 50 Hz - White)



Product Materials

COVER: ¼" (6 mm) thick one-piece cast iron with white porcelain enameled coating. Cover fixed to the base plate with two vandal-resistant lock screws and lock with special key wrench.

NOZZLE: chrome-plated zamak. Nozzle is fixed.

MOTOR: universal-type protected by a 4-amp fuse with sealed self-lubricated ball bearings. Aluminum centrifugal turbine with double symmetrical inlet. Fireproof plastic UL 94-V0 scroll fan.

HEATING ELEMENT: undulated nicrom with a safety thermostat.

ELECTRONIC CONTROL: electronic infrared detection sensor is adjustable (6"–10"). Switch-off delay is two seconds maximum.

Models 2903-28 and 2903-28CE have a proximity sensor mounted to the cover near the air outlet with a wire clipped to the base. Before completely removing the cover, the wire must be unclipped from the base.

BASE PLATE: ⅛" (3 mm) thick aluminum, with four Ø ⅝" (8mm) holes for wall mounting.



Installation

Verify all rough-in dimensions prior to installation. Hand dryers require a dedicated circuit and must be properly grounded. GFI Circuit protection is recommended. One side of dryer should be mounted to a stud.

Operation

Place hands 3"–6" below nozzle to activate air flow. Dryer will stop two seconds after hands are removed from air flow.

Guide Specification

Surface-mounted hand dryer shall have a thick cast iron cover with white porcelain enameled coating and aluminium back base. Hand dryer shall be fitted with a fixed chrome-plated zamak nozzle, infrared electronic control and universal-type motor with resilient mounts and sealed, lubricated ball bearings. Dryer shall operate at 70 dB while delivering 290 CFM of air at 128°F (53°C) and 5,512 LFM velocity during user-controlled drying cycle. The dryer shall have a total power of 1,850 W (2903-28) or 2,250 W (2903-28CE) with a consumption of 16 A (2903-28) or 10 A (2903-28CE).

Overall dimensions: 10"H x 11½"W x 8½"D (254mm x 283mm x 216mm).

Weight: 23.35 lb (10.6 kg).

Orders composed of products indicated as **Bradex**[®] will be available to ship in three days after receipt of order at the factory. There is no pricing penalty for this service from Bradley.

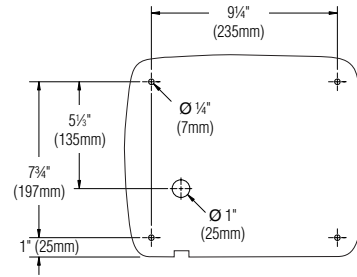
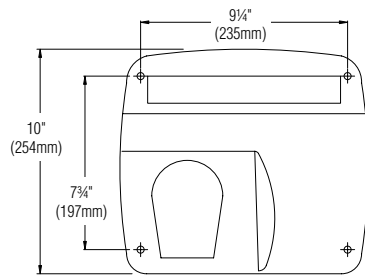
Page 1 of 2
4/16/2013
This information is subject to change without notice.
Bradley_HandDryer_2903-2800_CE

© 2014 Bradley
P.O. Box 309, Menomonee Falls, WI 53052-0309
800 BRADLEY (800 272 3539) +1 262 251 6000
bradleycorp.com

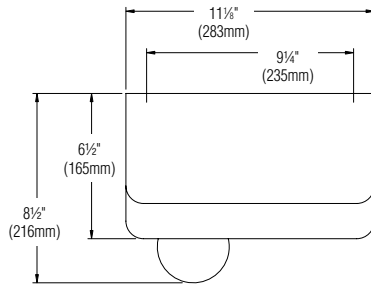
Product Specifications

Voltage:	2903-28 — 110-120 V 2903-28CE — 220-240 V	Consumption:	2903-28 — 16 A 2903-28CE — 10 A
Motor:	1/3 HP (250W)	RPM:	5,500
Nominal power:	2903-28 — 1,850 W (2.5 Hp) 2903-28CE — 2,250 W (3 Hp)	Heating element:	1,600 W (2.15 Hp)
Effective airflow:	203 CFM	Nominal airflow:	290 CFM
Noise level at 79":	70 dB	Airspeed:	5,512 LFM
Frequency:	50/60 Hz	Insulation:	Grounding required
Temperature (at 4" distance / 70°F):	128°F (53°C)	Certificates:	2903-28 — UL 499/CSA C22.2 2903-28CE — VDE GS/VDE EMC/CE GOST
Drying time:	29 seconds	Mounting:	Surface

Dimensions



Mounting Template Front View



All dimensions ± 4%.

Orders composed of products indicated as **Bradex**® will be available to ship in three days after receipt of order at the factory. There is no pricing penalty for this service from Bradley.