

Flushometer Identification

IN ORDER FOR THE WATER CLOSET OR URINAL TO PERFORM PROPERLY FOR ITS INTENDED USE, YOU MUST FOLLOW THESE INSTRUCTIONS:

A. IDENTIFY YOUR FLUSHOMETER MODEL NO.


B. CHECK FOR THE WATER CONSUMPTION LABEL ATTACHED TO FLUSHOMETER AND FIXTURE, ENSURING THEY MATCH.

C. REFER TO SPECIFIC FLUSHOMETER SECTION IN GUIDE FOR APPROPRIATE REPLACEMENT PART NO.

1. IDENTIFY YOUR SLOAN FLUSHOMETER

Identify our Sloan flushometer from the vacuum breaker, cap, cover or from identification label at the bottom of the valve body. (Sloan parts only supplied).

Exposed




(Chrome Plated)

Concealed



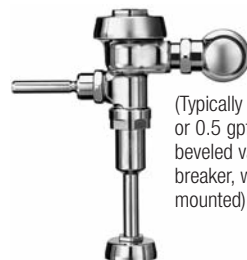
(Rough Brass behind wall)

Water Closet



(Check water inlet at top or back of fixture. Typically 3.5 gpf to 1.6 gpf, larger vacuum breaker)

Urinal



(Typically 1.0 gpf or 0.5 gpf, smaller, beveled vacuum breaker, wall mounted)

CHOOSE YOUR FLUSHOMETER:

Manual Diaphragm Flushometers (Pages 11-21)

 Royal® 	 Royal II® OBSOLETE	 Continental® OBSOLETE	 Sloan® 	 Regal® Known as Regal® XL (Since mid-2010)
-----------------------	---	--	-----------------------	--

Hydraulic Diaphragm Flushometers (Pages 22-29)

 Series 900® Concealed	 Series 900® Exposed
---------------------------	-------------------------

Manual Piston Flushometers (Pages 30-38)

 Crown®/Crown II® Crown II® is OBSOLETE 	 Gem•2® 	 Naval®
---	-----------------------	-----------------------

Manual Self-Closing Flushometers (Pages 39-41)

Dolphin®

Slimline® Bedpan Washer (Pages 42-44)

For electronic components use Sensor Flushometer Section.

Get the Best Deals on Sloan Flush Valves & Parts at Air Delights!

Flushometer Identification

Sensor Activated Hardwire Diaphragm Flushometers (Pages 45-60)

Optima® Hardwired



Optima® ES-S-WB



Optima® ES-S TMO



Shop Now!

SMOOTH® Hardwired



Sloan ECOS® Hardwired



Optima® Royal® ES-S TMO Concealed



Optima® Royal® ES-S TMO Concealed with SWB



Get the Best Deals on Sloan Flush Valves & Parts at Air Delights!

Shop Now!

Battery/Solar-Powered Sensor Activated Flushometers (Pages 61-89)

G2 Optima Plus®



Shop Now!

SLOAN® Optima Plus®



SMOOTH®



SMO



Sloan ECOS®



Shop Now!

Sloan SOLIS®



Shop Now!

SOLIS® CONCEALED



Get the Best Deals on Sloan Flush Valve Replacement Parts at Air Delights!

Shop Now!

2. CHOOSE REPLACEMENT PARTS FROM THESE PAGES:

Manual Diaphragm Flushometers	11-21	Manual Diaphragm Bedpan Washer Flushometer	42-44
Hydraulic Diaphragm Flushometer	22-29	Sensor Activated Hardwired Flushometers	45-60
Manual Piston Flushometers	30-38	Sensor Activated Battery/Solar-Powered Flushometers	61-89
Manual Self-Closing Flushometer	39-41		